




ABV Rule of 2's



Style/ sub style	ABV %	NA & Low 0 - 2%	Session 2 -4%	Average 4 -6%	Above Average 6 -8%	Strong 8 - 10%	Very Strong 10 - 12+%
1 Standard American Beer							
1A American Light Lager	2.8 - 4.2		2.8 - 4.2				
1B American Lager	4.2 - 5.3			4.2 - 5.3			
1C Cream Ale	4.2 - 5.6			4.2 - 5.6			
1D American Wheat Beer	4.0 - 5.5			4 - 5.5			
2 International Lager							
2A Int'l Pale Lager	4.5 - 6.0			4.5 - 6			
2B Int'l Amber Lager	4.5 - 6.0			4.5 - 6			
2C Int'l Dark Lager	4.2 - 6.0			4.2 - 6			
3 Czech Lager							
3A Czech Pale Lager	3.0 - 4.1		3 - 4.1				
3B Czech Premium Pale Lager	4.2 - 5.8			4.2 - 5.8			
3C Czech Amber Lager	4.4 - 5.8			4.4 - 5.8			
3D Czech Dark Lager	4.4 - 5.8			4.4 - 5.8			
4 Pale Malty European Lager							
4A Munich Helles	4.7 - 5.4			4.7 - 5.4			

Style/ sub style	ABV %	NA & Low 0 - 2%	Session 2 -4%	Average 4 -6%	Above Average 6 -8%	Strong 8 - 10%	Very Strong 10 - 12+%
4B Festbier	5.8 - 6.3				5.8 - 6.3		
4C Helles Bock "Maibock"	6.3 - 7.4				6.3 - 7.4		
5 Pale Bitter European Beer							
5A German Leichtbier	2.4 - 3.6		2.4 - 3.6				
5B Kolsch	4.4 - 5.2			4.4 - 5.2			
5C German Helles Exportbier	5.0 - 6.0			5 - 6			
5D German Pils	4.4 - 5.2			4.4 - 5.2			
6 Amber Malty European Lager							
6A Märzen	5.6 - 6.3				5.6 - 6.3		
6B Rauchbier	4.8 - 6.0			4.8 - 6			
6C Dunkles Bock	6.3 - 7.2				6.3 - 7.2		
7 Amber Bitter European Beer							
7A Vienna Lager	4.7 - 5.5			4.7 - 5.5			
7B Altbier	4.3 - 5.5			4.3 - 5.5			
8 Dark European Lager							
8A Munich Dunkel	4.5 - 5.6			4.5 - 5.6			
8B Schwarzbier	4.4 - 5.4			4.4 - 5.4			
9 Strong European Beer							
9A Doppelbock	7.0 - 10.0					7 - 10	
9B Eisbock	9.0 - 14.0						9 - 14

Style/ sub style	ABV %	NA & Low 0 - 2%	Session 2 -4%	Average 4 -6%	Above Average 6 -8%	Strong 8 - 10%	Very Strong 10 - 12+%
9C Baltic Porter	6.5 - 9.5				6.5 - 9.5		
10 German Wheat Beer							
10A Weissbier	4.3 - 5.6			4.3 - 5.6			
10B Dunkles Weissbier	4.3 - 5.6			4.3 - 5.6			
10C Weizenbock	6.5 - 9.0				6.5 - 9		
11 British Bitter							
11A Ordinary Bitter	3.2 - 3.8		3.2 - 3.8				
11B Best Bitter	3.8 - 4.6			3.8 - 4.6			
11C Strong Bitter (ESB)	4.6 - 6.2			4.6 - 6.2			
12 Pale Commonwealth Beer							
12A British Golden Ale	3.8 - 5.0			3.8 - 5			
12B Australian Sparkling Ale	4.5 - 6.0			4.5 - 6			
12C English IPA	5.0 - 7.5				5 - 7.5		
13 Brown British Beer							
13A Dark Mild	3.0 - 3.8		3 - 3.8				
13B British Brown Ale	4.2 - 5.9			4.2 - 5.9			
13C English Porter	4.0 - 5.4			4 - 5.4			
14 Scottish Ale							
14A Scottish Light	2.5 - 3.3		2.5 - 3.3				
14B Scottish Heavy	3.3 - 3.9			3.3 - 3.9			

Style/ sub style	ABV %	NA & Low 0 - 2%	Session 2 -4%	Average 4 -6%	Above Average 6 -8%	Strong 8 - 10%	Very Strong 10 - 12+%
14C Scottish Export	3.9 - 6.0			3.9 - 6			
15 Irish Beer							
15A Irish Red Ale	3.8 - 5.0			3.8 - 5			
15B Irish Stout	3.8 - 5.0			3.8 - 5			
15C Irish Extra Stout	5.0 - 6.5			5.0 - 6.5			
16 Dark British Beer							
16A Sweet Stout	4.0 - 6.0			4 - 6			
16B Oatmeal Stout	4.2 - 5.9			4.2 - 5.9			
16C Tropical Stout	5.5 - 8.0			5.5 - 8			
16D Foreign Extra Stout	6.3 - 8.0			6.3 - 8			
17 Strong British Ale							
17A British Strong Ale	5.5 - 8.0			5.5 - 8			
17B Old Ale	5.5 - 9.0			5.5 - 9			
17C Wee Heavy	6.5 - 10			6.5 - 10			
17D English Barleywine	8.0 - 12			8 - 12			
18 Pale American Ale							
18A Blonde Ale	3.8 - 5.5			3.8 - 5.5			
18B American Pale Ale	4.5 - 6.2			4.5 - 6.2			
19 Amber and Brown American Beer							
19A American Amber Ale	4.5 - 6.2			4.5 - 6.2			


Style/ sub style	ABV %	NA & Low 0 - 2%	Session 2 -4%	Average 4 -6%	Above Average 6 -8%	Strong 8 - 10%	Very Strong 10 - 12+%
19B California Common	4.5 - 5.5			4.5 - 5.5			
19C American Brown Ale	4.3 - 6.2			4.3 - 6.2			
20 American Porter and Stout							
20A American Porter	4.8 - 6.5			4.8 - 6.5			
20B American Stout	5.0 - 7.0			5 - 7			
20C Imperial Stout	8.0 - 12					8 - 12	
21 IPA							
21A American IPA	5.5 - 7.5			5.5 - 7.5			
21B Specialty IPA							
Belgian IPA	6.2 - 9.5				6.2 - 9.5		
Black IPA	5.5 - 9.0				5.5 - 9		
Brown IPA	5.5 - 7.5			5.5 - 7.5			
Red IPA	5.5 - 7.5			5.5 - 7.5			
Rye IPA	5.5 - 8.0			5.5 - 8			
White IPA	5.5 - 7.0			5.5 - 7			
Brut IPA	6.0 - 7.5			6 - 7.5			
21C Hazy IPA	6.0 - 9.0				6 - 9		
22 Strong American Ale							
22A Double IPA	7.5 - 10					7.5 - 10	
22B American Strong Ale	6.3 - 10					6.3 - 10	

Style/ sub style	ABV %	NA & Low 0 - 2%	Session 2 -4%	Average 4 -6%	Above Average 6 -8%	Strong 8 - 10%	Very Strong 10 - 12+%
22C American Barleywine	8.0 - 12					8 - 12	
22D Wheatwine	8.0 - 12					8 - 12	
23 European Sour Ale							
23A Berliner Weisse	2.8 - 3.8		2.8 - 3.8				
23B Flanders Red Ale	4.6 - 6.5			4.6 - 6.5			
23C Oud Bruin	4.0 - 8.0			4 - 8			
23D Lambic	5.0 - 6.5			5 - 6.5			
23E Gueuze	5.0 - 8.0			5 - 8			
23F Fruit Lambic	5.0 - 7.0			5 - 7			
23G Gose	4.2 - 4.8			4.2 - 4.8			
24 Belgian Ale							
24A Witbier	4.5 - 5.5			4.5 - 5.5			
24B Belgian Pale Ale	4.8 - 5.5				4.8 - 5.5		
24C Bière de Garde	6.0 - 8.5				6 - 8.5		
25 Strong Belgian Ale							
25A Belgian Blond Ale	6.0 - 7.5				6 - 7.5		
25B Saison	3.5 - 9.5			Table 3.5 - 5	Standard 5 - 7	Super 7 - 9.5	
25C Belgian Golden Strong Ale	7.5 - 10.5					7.5 - 10.5	
26 Monastic Ale							
26 A Belgian Single	4.8 - 6.0			4.8 - 6			

Style/ sub style	ABV %	NA & Low 0 - 2%	Session 2 -4%	Average 4 -6%	Above Average 6 -8%	Strong 8 - 10%	Very Strong 10 - 12+%
26B Belgian Dubbel	6.0 - 7.6				6 - 7.6		
26C Belgian Tripel	7.5 - 9.5					7.5 - 9.5	
26D Belgian Dark Strong Ale	8.0 - 12					8 - 12	
27 Historical Beer							
Kellerbier	Varies						
Kentucky Common	4 - 5.5			4 - 5.5			
Lichtenhainer	3.5 - 4.7			3.5 - 4.7			
London Brown Ale	2.8 - 3.6		2.8 - 3.6				
Piwo Grodziskie	2.5 - 3.3		2.5 - 3.3				
Pre-Prohibition Lager	4.5 - 6			4.5 - 6			
Pre-Prohibition Porter	4.5 - 6			4.5 - 6			
Roggenbier	4.5 - 6			4.5 - 6			
Sahti	7 - 11					7 - 11	



IBUs Rule of 20's



Style/ sub style	IBUs	Very Low 0 - 20	Low 20 - 40	Moderate 40 - 60	High 60 - 80	Very High 80 -100+
1 Standard American Beer						
1A American Light Lager	8 - 12	8 - 12				
1B American Lager	8 - 18	8 - 18				
1C Cream Ale	8 - 20	8 - 20				
1D American Wheat Beer	15 - 30		15 - 30			
2 International Lager						
2A Int'l Pale Lager	18 - 25		18 - 25			
2B Int'l Amber Lager	8 - 25	8 - 25				
2C Int'l Dark Lager	8 - 20	8 - 20				
3 Czech Lager						
3A Czech Pale Lager	20 - 35		20 - 35			
3B Czech Premium Pale Lager	30 - 45		30 - 45			
3C Czech Amber Lager	20 - 35		20 - 35			
3D Czech Dark Lager	18 - 34		18 - 34			
4 Pale Malty European Lager						
4A Munich Helles	16 - 22		16 - 22			

Style/ sub style	IBUs	Very Low 0 - 20	Low 20 - 40	Moderate 40 - 60	High 60 - 80	Very High 80 -100+
4B Festbier	18 - 25		18 - 25			
4C Helles Bock "Maibock"	23 - 35		23 - 35			
5 Pale Bitter European Beer						
5A German Leichtbier	15 - 28		15 - 28			
5B Kolsch	18 -30		18 - 30			
5C German Helles Exportbier	20 - 30		20 - 30			
5D German Pils	22 - 40		22 - 40			
6 Amber Malty European Lager						
6A Märzen	18 - 24		18 - 24			
6B Rauchbier	20 - 30		20 - 30			
6C Dunkles Bock	20 - 27		20 - 27			
7 Amber Bitter European Beer						
7A Vienna Lager	18 - 30		18 - 30			
7B Altbier	25 - 50		25 - 50			
8 Dark European Lager						
8A Munich Dunkel	18 - 28		18 - 28			
8B Schwarzbier	20 - 35		20 - 35			
9 Strong European Beer						
9A Doppelbock	16 - 26		16 - 26			
9B Eisbock	25 - 35		25 - 35			

Style/ sub style	IBUs	Very Low 0 - 20		Low 20 - 40		Moderate 40 - 60		High 60 - 80		Very High 80 -100+	
9C Baltic Porter	20 - 40			20 - 40							
10 German Wheat Beer											
10A Weissbier	8 - 15		8 - 15								
10B Dunkles Weissbier	10 - 18		10 - 18								
10C Weizenbock	15 - 30			15 - 30							
11 British Bitter											
11A Ordinary Bitter	25 - 35			25 - 35							
11B Best Bitter	25 - 40			25 - 40							
11C Strong Bitter (ESB)	30 - 50			30 - 50							
12 Pale Commonwealth Beer											
12A British Golden Ale	20 - 45			20 - 45							
12B Australian Sparkling Ale	20 - 35			20 - 35							
12C English IPA	40 - 60					40 - 60					
13 Brown British Beer											
13A Dark Mild	10 - 25		10 - 25								
13B British Brown Ale	20 - 30			20 - 30							
13C English Porter	18 - 35			18 - 35							
14 Scottish Ale											
14A Scottish Light	10 - 20		10 - 20								
14B Scottish Heavy	10 - 20		10 - 20								

Style/ sub style	IBUs	Very Low 0 - 20	Low 20 - 40	Moderate 40 - 60	High 60 - 80	Very High 80 -100+
14C Scottish Export	15 - 30		15 - 30			
15 Irish Beer						
15A Irish Red Ale	18 - 28		18 - 28			
15B Irish Stout	25 - 45		25 - 45			
15C Irish Extra Stout	35 - 50			35 - 50		
16 Dark British Beer						
16A Sweet Stout	20 - 40		20 - 40			
16B Oatmeal Stout	25 - 40		25 - 40			
16C Tropical Stout	30 - 50			30 - 50		
16D Foreign Extra Stout	50 - 70				50 - 70	
17 Strong British Ale						
17A British Strong Ale	30 - 60			30 - 60		
17B Old Ale	30 - 60			30 - 60		
17C Wee Heavy	17 - 35		17 - 35			
17D English Barleywine	35 - 70				35 - 70	
18 Pale American Ale						
18A Blonde Ale	15 - 28		15 - 28			
18B American Pale Ale	30 - 50			30 - 50		
19 Amber and Brown American Beer						
19A American Amber Ale	25 - 40		25 - 40			


Style/ sub style	IBUs	Very Low 0 - 20		Low 20 - 40		Moderate 40 - 60		High 60 - 80		Very High 80 -100+	
19B California Common	30 - 45					30 - 45					
19C American Brown Ale	20 - 30			20 - 30							
20 American Porter and Stout											
20A American Porter	25 - 50					25 - 50					
20B American Stout	35 - 75							35 - 75			
20C Imperial Stout	50 - 90									50 - 90	
21 IPA											
21A American IPA	40 - 70							40 - 70			
21B Specialty IPA											
Belgian IPA	50 - 100									50 - 100	
Black IPA	50 - 90									50 - 90	
Brown IPA	40 - 70							40 - 70			
Red IPA	40 - 70							40 - 70			
Rye IPA	50 - 75									50 - 75	
White IPA	40 - 70							40 - 70			
Brut IPA	20 - 30			20 - 30							
New England IPA	25 - 60					25 - 60					
22 Strong American Ale											
22A Double IPA	60 - 100									60 - 100	
22B American Strong Ale	50 - 100									50 - 100	

Style/ sub style	IBUs	Very Low 0 - 20	Low 20 - 40	Moderate 40 - 60	High 60 - 80	Very High 80 -100+
22C American Barleywine	50 - 100				50 - 100	
22D Wheatwine	30 - 60			30 - 60		
23 European Sour Ale						
23A Berliner Weisse	3 - 8	3 - 8				
23B Flanders Red Ale	10 - 25		10 - 25			
23C Oud Bruin	20 - 25			20 - 25		
23D Lambic	0 - 10	0 - 10				
23E Gueuze	0 - 10	0 - 10				
23F Fruit Lambic	0 - 10	0 - 10				
23G Gose	5 - 12	5 - 12				
24 Belgian Ale						
24A Witbier	8 - 20		8 - 20			
24B Belgian Pale Ale	20 - 30			20 - 30		
24C Bière de Garde	18 - 28		18 - 28			
25 Strong Belgian Ale						
25A Belgian Blond Ale	15 - 30		15 - 30			
25B Saison	20 - 35			20 - 35		
25C Belgian Golden Strong Ale	22 - 35			22 - 35		
26 Monastic Ale						
26 A Belgian Single	25 - 45			25 - 45		

Style/ sub style	IBUs	Very Low 0 - 20	Low 20 - 40	Moderate 40 - 60	High 60 - 80	Very High 80 -100+
26B Belgian Dubbel	15 - 25		15 - 25			
26C Belgian Tripel	20 - 40		20 - 40			
26D Belgian Dark Strong Ale	20 - 35		20 - 35			
27 Historical Beer						
Kellerbier	Per Base Style					
Kentucky Common	15 - 30		15 - 30			
Lichtenhainer	5 - 12	5 - 12				
London Brown Ale	15 - 20		15 - 20			
Piwo Grodziskie	20 - 35		20 - 35			
Pre-Prohibition Lager	25 - 40		25 - 40			
Pre-Prohibition Porter	20 - 30		20 - 30			
Roggenbier	10 - 20		10 - 20			
Sahti	0 - 15	0 - 15				



SRM Rule of 10's



Style/ sub style	SRM — *EBC	Straw - Amber 1 - 10 — 2 - 20		Amber - Brown 10 - 20 — 20 - 40		Brown - Dark Brown 20 - 30 — 40 - 60		Dark Brown - Black 30 - 40 — 60 - 80	
1 Standard American Beer									
1A American Light Lager	2 - 3	2 - 3							
1B American Lager	2 - 3.5	2 - 3.5							
1C Cream Ale	2 - 5	2 - 5							
1D American Wheat Beer	3 - 6	3 - 6							
2 International Lager									
2A Int'l Pale Lager	2 - 6	2 - 6							
2B Int'l Amber Lager	6 - 14		6 - 14						
2C Int'l Dark Lager	14 - 30				14 - 30				
3 Czech Lager									
3A Czech Pale Lager	3 - 6	3 - 6							
3B Czech Premium Pale Lager	3.5 - 6	3.5 - 6							
3C Czech Amber Lager	10 - 16			10 - 16					
3D Czech Dark Lager	17 - 35					17 - 35			
4 Pale Malty European Lager									
4A Munich Helles	3 - 5	3 - 5							

Style/ sub style	SRM — *EBC	Straw - Amber	Amber - Brown	Brown - Dark Brown	Dark Brown - Black
		1 - 10 — 2 - 20	10 - 20 — 20 - 40	20 - 30 — 40 - 60	30 - 40 — 60 - 80
4B Festbier	4 - 6	4 - 6			
4C Helles Bock "Maibock"	6 - 9	6 - 9			
5 Pale Bitter European Beer					
5A German Leichtbier	1.5 - 4	1.5 - 4			
5B Kolsch	3.5 - 5	3.5 - 5			
5C German Helles Exportbier	4 - 6	4 - 6			
5D German Pils	2 - 4	2 - 4			
6 Amber Malty European Lager					
6A Märzen	8 - 17	8 - 17			
6B Rauchbier	12 - 22		12 - 22		
6C Dunkles Bock	14 - 22		14 - 22		
7 Amber Bitter European Beer					
7A Vienna Lager	9 - 15		9 - 15		
7B Altbier	9 - 17		9 - 17		
8 Dark European Lager					
8A Munich Dunkel	17 - 28			17 - 28	
8B Schwarzbier	19 - 30			19 - 30	
9 Strong European Beer					
9A Doppelbock	6 - 25		6 - 25		
9B Eisbock	17 - 30			17 - 30	

Style/ sub style	SRM — *EBC	Straw - Amber	Amber - Brown	Brown - Dark Brown	Dark Brown - Black
		1 - 10 — 2 - 20	10 - 20 — 20 - 40	20 - 30 — 40 - 60	30 - 40 — 60 - 80
9C Baltic Porter	17 - 30			17 - 30	
10 German Wheat Beer					
10A Weissbier	2 - 6	2 - 6			
10B Dunkles Weissbier	14 - 23		14 - 23		
10C Weizenbock	6 - 25		6 - 25		
11 British Bitter					
11A Ordinary Bitter	8 - 14		8 - 14		
11B Best Bitter	8 - 16		8 - 16		
11C Strong Bitter (ESB)	8 - 18		8 - 18		
12 Pale Commonwealth Beer					
12A British Golden Ale	2 - 5	2 - 5			
12B Australian Sparkling Ale	4 - 7	4 - 7			
12C English IPA	6 - 14		6 - 14		
13 Brown British Beer					
13A Dark Mild	14 - 25			14 - 25	
13B British Brown Ale	12 - 22			12 - 22	
13C English Porter	20 - 30			20 - 30	
14 Scottish Ale					
14A Scottish Light	17 - 25			17 - 25	
14B Scottish Heavy	12 - 20			12 - 20	

Style/ sub style	SRM — *EBC	Straw - Amber		Amber - Brown		Brown - Dark Brown		Dark Brown - Black	
		1 - 10 — 2 - 20		10 - 20 — 20 - 40		20 - 30 — 40 - 60		30 - 40 — 60 - 80	
14C Scottish Export	12 - 20			12 - 20					
15 Irish Beer									
15A Irish Red Ale	9 - 14		9 - 14						
15B Irish Stout	25 - 40						25 - 40		
15C Irish Extra Stout	30 - 40							30 - 40	
16 Dark British Beer									
16A Sweet Stout	30 - 40							30 - 40	
16B Oatmeal Stout	22 - 40					22 - 40			
16C Tropical Stout	30 - 40							30 - 40	
16D Foreign Extra Stout	30 - 40							30 - 40	
17 Strong British Ale									
17A British Strong Ale	8 - 22			8 - 22					
17B Old Ale	10 - 22			10 - 22					
17C Wee Heavy	14 - 25				14 - 25				
17D English Barleywine	8 - 22			8 - 22					
18 Pale American Ale									
18A Blonde Ale	3 - 6	3 - 6							
18B American Pale Ale	5 - 10		5 - 10						
19 Amber and Brown American Beer									
19A American Amber Ale	10 - 17			10 - 17					

Style/ sub style	SRM — *EBC	Straw - Amber		Amber - Brown		Brown - Dark Brown		Dark Brown - Black	
		1 - 10 — 2 - 20		10 - 20 — 20 - 40		20 - 30 — 40 - 60		30 - 40 — 60 - 80	
19B California Common	9 - 14			9 - 14					
19C American Brown Ale	18 - 35					18 - 35			
20 American Porter and Stout									
20A American Porter	22 - 40					22 - 40			
20B American Stout	30 - 40							30 - 40	
20C Imperial Stout	30 - 40							30 - 40	
21 IPA									
21A American IPA	6 - 14		6 - 14						
21B Specialty IPA									
Belgian IPA	5 - 8		5 - 8						
Black IPA	25 - 40						25 - 40		
Brown IPA	18 - 35					18 - 35			
Red IPA	11 - 17			11 - 17					
Rye IPA	6 - 14		6 - 14						
White IPA	5 - 6		5 - 6						
Brut IPA	2 - 4	2 - 4							
21C Hazy IPA	3 - 7		3 - 7						
22 Strong American Ale									
22A Double IPA	6 - 14		6 - 14						
22B American Strong Ale	7 - 18		7 - 18						

Style/ sub style	SRM — *EBC	Straw - Amber		Amber - Brown		Brown - Dark Brown		Dark Brown - Black	
		1 - 10 — 2 - 20		10 - 20 — 20 - 40		20 - 30 — 40 - 60		30 - 40 — 60 - 80	
22C American Barleywine	9 - 18			9 - 18					
22D Wheatwine	6 - 14		6 - 14						
23 European Sour Ale									
23A Berliner Weisse	2 - 3	2 - 3							
23B Flanders Red Ale	10 - 17			10 - 17					
23C Oud Bruin	17 - 22					17 - 22			
23D Lambic	3 - 6	3 - 6							
23E Gueuze	5 - 6		5 - 6						
23F Fruit Lambic	3 - 7	3 - 7							
23G Gose	3 - 4	3 - 4							
24 Belgian Ale									
24A Witbier	2 - 4	2 - 4							
24B Belgian Pale Ale	8 - 14			8 - 14					
24C Bière de Garde	6 - 19			6 - 19					
25 Strong Belgian Ale									
25A Belgian Blond Ale	4 - 6		4 - 6						
25B Saison	P 5-14 D15-22			Pale 5 - 14		Dark 15 - 22			
25C Belgian Golden Strong Ale	3 - 6	3 - 6							
26 Monastic Ale									
26 A Belgian Single	3 - 5	3 - 5							

Style/ sub style	SRM — *EBC	Straw - Amber	Amber - Brown	Brown - Dark Brown	Dark Brown - Black
		1 - 10 — 2 - 20	10 - 20 — 20 - 40	20 - 30 — 40 - 60	30 - 40 — 60 - 80
26B Belgian Dubbel	10 - 17		10 - 17		
26C Belgian Tripel	4.5 - 7	4.5 - 7			
26D Belgian Dark Strong Ale	12 - 22		12 - 22		
27 Historical Beer					
Kellerbier	See Base Style				
Kentucky Common	11 - 20		11 - 20		
Lichtenhainer	3 - 6	3 - 6			
London Brown Ale	22 - 35			22 - 35	
Piwo Grodziskie	3 - 6	3 - 6			
Pre-Prohibition Lager	3 - 6	3 - 6			
Pre-Prohibition Porter	20 - 30			20 - 30	
Roggenbier	14 - 19		14 - 19		
Sahti	4 - 22		4 - 22		

These guides serve as a quick visual reference tool for beer service, judging and more.

However, if you are studying for BJCP, Cicerone, etc., memorizing vital stats is a challenging task, even for those who are great with numbers. But for those of us who are “visual” learners, identifying the patterns is another option. Use this as a visual guide, a puzzle if you will, to see how the pieces fit together.

Notice how the numbers fit together within each category and then with similar categories. Now notice how they compare to the average, where you’ll find most styles. How are they similar to other styles? Do they step up or step down? Why? Which are the lowest ABV and the highest? Why? The patterns are there, and it makes memorizing 100+ styles manageable.

Good luck.

*EBC is roughly 2 times SRM.